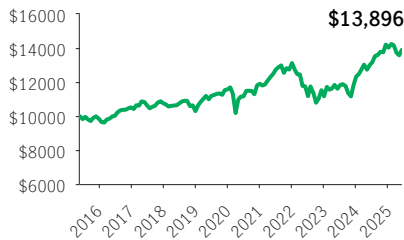


Manulife CI Canadian Asset Allocation GIF Select

GIF SELECT

InvestmentPlus 75/75 (Elite) · Performance as at May 31, 2025 · Holdings as at April 30, 2025

GROWTH OF \$10,000 *



OVERVIEW

Inception Date: October 31, 2012

Asset Class: Tactical Balanced

Net Assets: \$18.5 million

Risk: Low to Medium



Fund Status: ADO *

Management Fee: 1.27%

Management Expense Ratio¹: 2.21%

UNDERLYING FUND INFORMATION

Name: CI Cambridge Asset Allocation Fund

Underlying Fund Manager:

CI Investments Inc.

FUND CODES

Sales option	Fund code	Fund Status
Elite FE	MGF3900	ADO
Elite BE	MGF5200	SWO
Elite LL	MGF6300	SWO

INVESTMENT OBJECTIVE

This fund's objective is to achieve a superior total investment return by investing, directly or indirectly, in a combination of primarily Canadian equity and fixed income securities. Indirect investments may include convertible securities, derivatives, equity-related securities and securities of other mutual funds.

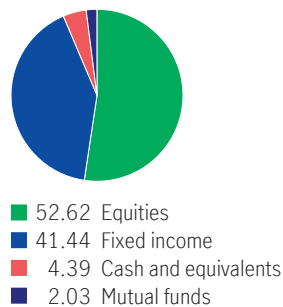
CALENDAR RETURNS ** %

2016	2017	2018	2019	2020	2021	2022	2023	2024
6.82	2.33	-4.35	12.44	2.81	10.24	-14.86	10.36	13.81

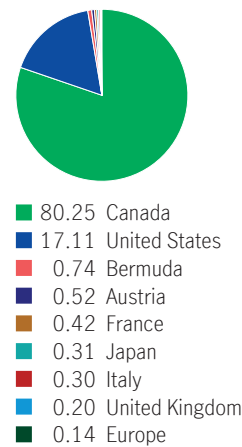
COMPOUND RETURNS ** %

1 mth	3 mths	6 mths	YTD	1 yr	3 yrs	5 yrs	10 yrs	Incept.
2.34	-1.91	-2.21	-0.95	6.88	5.77	4.50	3.34	5.33

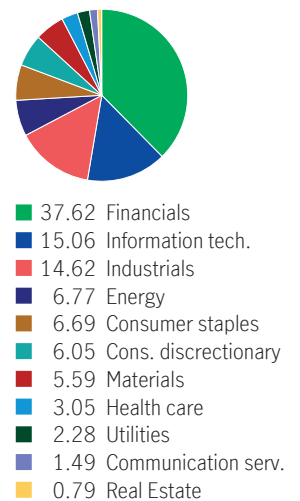
ASSET ALLOCATION %



GEOGRAPHIC ALLOCATION %



SECTOR ALLOCATION %



FIXED INCOME ALLOCATION %

Canadian government bonds	42.69
Canadian investment grade bonds	18.91
Canadian provincial bonds	15.62
Canadian Corporate Bonds	15.35
Canadian municipal bonds	2.71
Preferred stocks	1.43
U.S. investment grade bonds	1.05
Securitized	0.86
International investment grade bonds	0.49
U.S. Corporate Bonds	0.31

TOP 10 HOLDINGS %

Intact Financial Corporation	2.98
Fairfax Financial Holdings Ltd. Sub Vtg	2.79
Agnico-Eagle Mines Ltd.	2.56
Brookfield Corporation Vtg Shs CI A	2.38
Constellation Software Inc.	2.16
Royal Bank of Canada	2.04
Element Fleet Management Corp.	2.03
WSP Global Inc.	1.78
Manulife Financial Corporation	1.76
Sun Life Financial Inc.	1.73

Source for all data: Transmission Media, as at May 31, 2025. ±For illustration purposes only. * Open to additional deposits and switches into existing contracts only ¹ Estimated MER for the current year. ** Additional fees apply to the IncomePlus and EstatePlus guarantee options and are paid annually out of the Contract. These fees are not reflected in the performance.

Any amount that is allocated to a segregated fund is invested at the risk of the contractholder and may increase or decrease in value. Returns shown are after the MER has been deducted. Performance histories are not indicative of future performance. The Growth of \$10,000 chart shown is used only to illustrate the effects of the compound growth rate and is not intended to reflect future values of the segregated fund. For information on guarantees, fees and expenses that may apply to segregated funds, please read the Information Folder, Contract and Fund Facts of the segregated funds. The Manufacturers Life Insurance Company (Manulife) is the issuer of Manulife segregated fund contracts and the guarantor of any guarantee provisions therein. Manulife Investment Management is a trade name of Manulife. Manulife, Stylized M Design, and Manulife Investment Management & Design are trademarks of The Manufacturers Life Insurance Company and are used by it, and its affiliates under license.