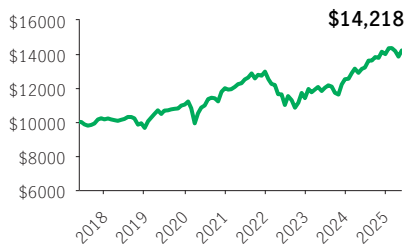


Manulife Balanced Portfolio GIF Select

GIF SELECT (ORIGINAL)

75 Series · Performance as at May 31, 2025 · Holdings as at April 30, 2025

GROWTH OF \$10,000 *



OVERVIEW

Inception Date: May 19, 2017

Asset Class: Global Neutral Balanced

Net Assets: \$739.1 million

Risk: Low to Medium



Fund Status: ADO *

Management Fee: 2.35%

Management Expense Ratio¹: 2.70%

UNDERLYING FUND INFORMATION

Name: Manulife Balanced Portfolio

Underlying Fund Manager:

Manulife Investment Management Limited

Portfolio Managers: Nathan Thooft, James Robertson

FUND CODES

Sales option	Fund code	Fund Status
FE	MGS2778	ADO
BE	MGS2779	SWO
LL	MGS2780	SWO

INVESTMENT OBJECTIVE

This Global Balanced Portfolio aims to provide a combination of long-term capital appreciation with a secondary focus on income generation. The Portfolio seeks to accomplish its objective by primarily investing in securities of Underlying Funds and/or ETFs. These Underlying Funds and/or ETFs generally invest in domestic and global equity securities and/or domestic and global fixed income securities.

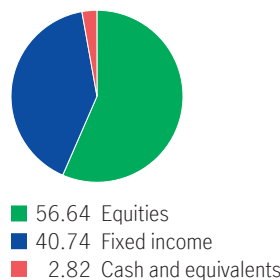
CALENDAR RETURNS ** %

2016	2017	2018	2019	2020	2021	2022	2023	2024
—	—	-4.97	14.25	8.72	8.15	-12.04	9.76	11.79

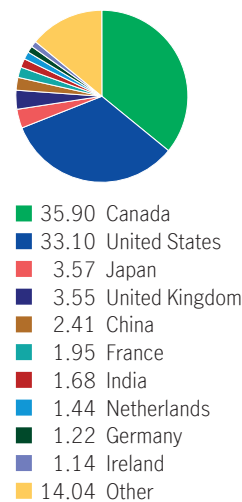
COMPOUND RETURNS ** %

1 mth	3 mths	6 mths	YTD	1 yr	3 yrs	5 yrs	10 yrs	Incept.
2.64	-0.97	0.54	1.56	8.26	6.92	5.55	—	4.48

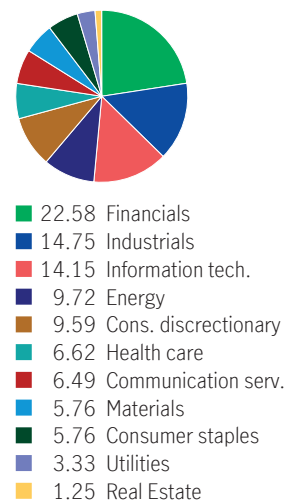
ASSET ALLOCATION %



GEOGRAPHIC ALLOCATION %



SECTOR ALLOCATION %



FIXED INCOME ALLOCATION %

Floating rate bank loans	10.85
Canadian investment grade bonds	9.31
Canadian Corporate Bonds	8.86
U.S. high yield bonds	8.66
International Corporate Bonds	8.40
Canadian provincial bonds	8.37
Canadian government bonds	8.04
U.S. Corporate Bonds	5.67
International government bonds	5.56
U.S. investment grade bonds	4.66

TOP 10 HOLDINGS %

Suncor Energy Inc.	0.89
Microsoft Corp.	0.85
Canadian Natural Resources Ltd.	0.83
Tencent Holdings Ltd. Shs Par New Hkd	0.68
0.00002	
Amazon.com Inc.	0.63
Alphabet Inc. Cl A	0.61
Taiwan Semiconductor Manufacturing Co. Ltd. Twse Listed Stocks	0.60
Toronto-Dominion Bank Com New	0.60
Constellation Software Inc.	0.56
Gov. of Canada, 2.75%, 12/1/2055	0.54

Source for all data: Transmission Media, as at May 31, 2025. ±For illustration purposes only. * Open to additional deposits and switches into existing contracts only ¹ Estimated MER for the current year. ** Additional fees apply to the IncomePlus and EstatePlus guarantee options and are paid annually out of the Contract. These fees are not reflected in the performance.

Any amount that is allocated to a segregated fund is invested at the risk of the contractholder and may increase or decrease in value. Returns shown are after the MER has been deducted. Performance histories are not indicative of future performance. The Growth of \$10,000 chart shown is used only to illustrate the effects of the compound growth rate and is not intended to reflect future values of the segregated fund. For information on guarantees, fees and expenses that may apply to segregated funds, please read the Information Folder, Contract and Fund Facts of the segregated funds. The Manufacturers Life Insurance Company (Manulife) is the issuer of Manulife segregated fund contracts and the guarantor of any guarantee provisions therein. Manulife Investment Management is a trade name of Manulife. Manulife, Stylized M Design, and Manulife Investment Management & Design are trademarks of The Manufacturers Life Insurance Company and are used by it, and its affiliates under license.