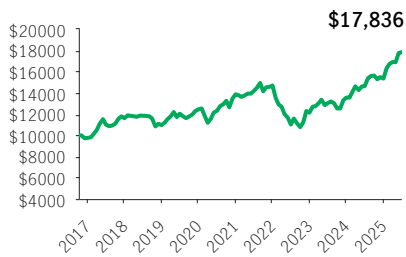


Manulife International Equity Private Segregated Pool

MPIP SEGREGATED POOLS

MPIP 75/75 Front-end, No-load with CB · Performance as at June 30, 2025 · Holdings as at April 30, 2025

GROWTH OF \$10,000 *



OVERVIEW

Inception Date: October 14, 2016

Asset Class: International Equity

Net Assets: \$69.5 million

Risk: Medium

Low High

Fund Status: Open *

Management Fee: 2.19%

Management Expense Ratio¹: 2.48%

UNDERLYING FUND INFORMATION

Name: Manulife International Equity Private

Trust

Underlying Fund Manager:

Manulife Investment Management Limited

Portfolio Sub-Advisor: Mawer Investment Management Ltd.

Portfolio Managers: David Ragan, Peter Lampert

FUND CODES

Sales option	Fund code	Fund Status
FE	MPS1661	Open
NLCB4	MPS4923	SWO
NLCB2	MPS4533	Open

INVESTMENT OBJECTIVE

The Pool seeks to provide long-term growth and capital gains to provide diversification of risk by investing primarily in equities of companies located outside of Canada and the United States.

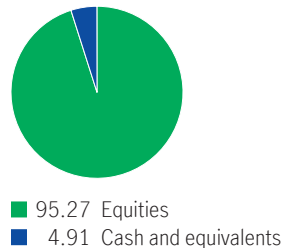
CALENDAR RETURNS ** %

2016	2017	2018	2019	2020	2021	2022	2023	2024
—	18.94	-5.58	13.61	11.32	5.91	-17.39	11.70	13.22

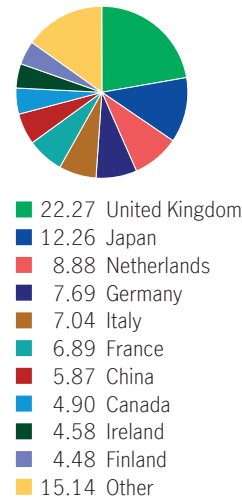
COMPOUND RETURNS ** %

1 mth	3 mths	6 mths	YTD	1 yr	3 yrs	5 yrs	10 yrs	Incept.
0.49	5.50	16.23	16.23	21.92	17.42	7.70	—	6.87

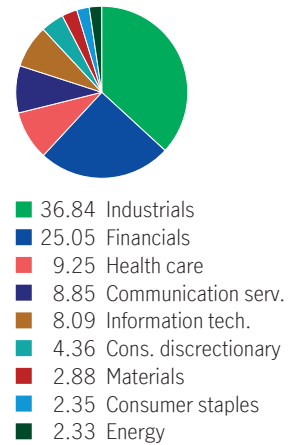
ASSET ALLOCATION %



GEOGRAPHIC ALLOCATION %



SECTOR ALLOCATION %



TOP 10 HOLDINGS %

Taiwan Semiconductor Manufacturing Co. Ltd. Twse Listed Stocks	4.02
Aon PLC Shs Cl A	3.98
Rheinmetall AG Rheinmetall Aginhaber Aktien O N	3.97
Tencent Holdings Ltd. Shs Par New Hkd 0.00002	3.86
Deutsche Boerse AG Deutsche Borse Agnamens Aktien O N	3.73
RELX PLC Shs	3.34
BayCurrent Consulting, Inc. Com Stk	3.23
Wolters Kluwer N.V. Shs	3.07
Compass Group PLC Ord Gbp0.1105	2.95
FinecoBank S.p.A. Shs	2.94

Source for all data: Transmission Media, as at June 30, 2025. ±For illustration purposes only. * Open ¹ Estimated MER for the current year. ** Additional fees apply to the IncomePlus and EstatePlus guarantee options and are paid annually out of the Contract. These fees are not reflected in the performance.

Any amount that is allocated to a segregated fund is invested at the risk of the contractholder and may increase or decrease in value. Returns shown are after the MER has been deducted. Performance histories are not indicative of future performance. The Growth of \$10,000 chart shown is used only to illustrate the effects of the compound growth rate and is not intended to reflect future values of the segregated fund. For information on guarantees, fees and expenses that may apply to segregated funds, please read the Information Folder, Contract and Fund Facts of the segregated funds. The Manufacturers Life Insurance Company (Manulife) is the issuer of Manulife segregated fund contracts and the guarantor of any guarantee provisions therein. Manulife Investment Management is a trade name of Manulife. Manulife, Stylized M Design, and Manulife Investment Management & Design are trademarks of The Manufacturers Life Insurance Company and are used by it, and its affiliates under license.