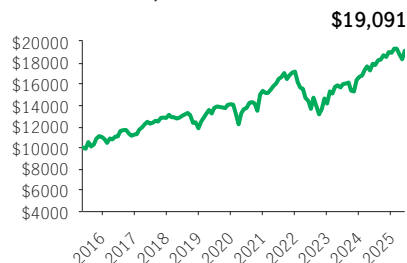


Manulife Balanced Equity Private Segregated Pool

MPIP SEGREGATED POOLS

MPIP 75/75 Front-end, No-load with CB · Performance as at May 31, 2025 · Holdings as at April 30, 2025

GROWTH OF \$10,000 *



OVERVIEW

Inception Date: October 6, 2014

Asset Class: Global Equity Balanced

Net Assets: \$133.5 million

Risk: Medium



Fund Status: Open *

Management Fee: 1.47%

Management Expense Ratio¹: 2.32%

UNDERLYING FUND INFORMATION

Name: Manulife Balanced Equity Private Pool

Underlying Fund Manager:

Manulife Investment Management Limited

Portfolio Sub-Advisor: Manulife Investment

Management (US) LLC

Portfolio Managers: Jonathan White, Roshan

Thiru

FUND CODES

Sales option	Fund code	Fund Status
FE	MPS4962	Open
NLCB4	MPS4927	SWO
NLCB2	MPS4537	Open

INVESTMENT OBJECTIVE

The Pool seeks to provide long-term total return by investing primarily in a diversified portfolio of global equity, fixed income and money market securities. The Pool may also achieve its objective by entering into forward contracts in order to approximate the return of another fund managed by Manulife Investment Management Limited (less derivative transaction costs).

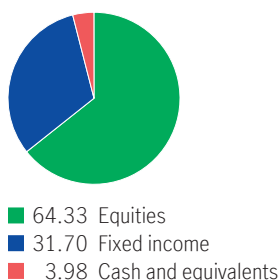
CALENDAR RETURNS ** %

2016	2017	2018	2019	2020	2021	2022	2023	2024
1.93	14.03	-7.58	19.27	8.90	11.82	-17.58	17.74	13.68

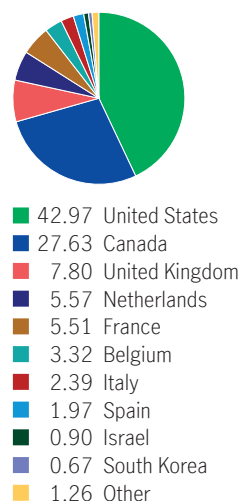
COMPOUND RETURNS ** %

1 mth	3 mths	6 mths	YTD	1 yr	3 yrs	5 yrs	10 yrs	Incept.
4.36	-1.00	0.62	1.00	6.85	9.91	7.02	6.68	8.18

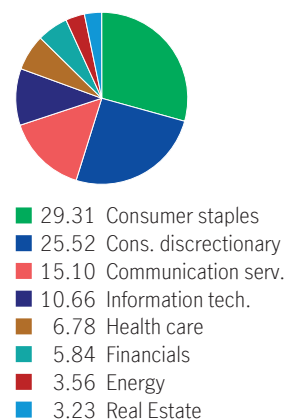
ASSET ALLOCATION %



GEOGRAPHIC ALLOCATION %



SECTOR ALLOCATION %



FIXED INCOME ALLOCATION %

Floating rate bank loans	23.63
Canadian Corporate Bonds	14.57
Canadian investment grade bonds	12.88
U.S. high yield bonds	9.22
Canadian government bonds	8.77
Canadian provincial bonds	6.84
U.S. Corporate Bonds	6.12
Canadian high yield bonds	4.67
U.S. investment grade bonds	2.32
International high yield bonds	1.54

TOP 10 HOLDINGS %

Amazon.com Inc.	4.99
Danone Shs	4.33
eBay Inc.	3.71
Anheuser-Busch InBev S.A./N.V. Shs	3.32
Heineken Holding N.V. Shs	2.75
Exor N.V. Ord Shs Exor Holding Nv	2.70
Comcast Corp. Cl A	2.59
Formula One Group Com Liberty Formula	2.40
One Ser A	
Cheniere Energy Inc. Com New	2.28
Associated British Foods PLC Shs	2.12

Source for all data: Transmission Media, as at May 31, 2025. ±For illustration purposes only. * Open ¹ Estimated MER for the current year. ** Additional fees apply to the IncomePlus and EstatePlus guarantee options and are paid annually out of the Contract. These fees are not reflected in the performance.

Any amount that is allocated to a segregated fund is invested at the risk of the contractholder and may increase or decrease in value. Returns shown are after the MER has been deducted. Performance histories are not indicative of future performance. The Growth of \$10,000 chart shown is used only to illustrate the effects of the compound growth rate and is not intended to reflect future values of the segregated fund. For information on guarantees, fees and expenses that may apply to segregated funds, please read the Information Folder, Contract and Fund Facts of the segregated funds. The Manufacturers Life Insurance Company (Manulife) is the issuer of Manulife segregated fund contracts and the guarantor of any guarantee provisions therein. Manulife Investment Management is a trade name of Manulife. Manulife, Stylized M Design, and Manulife Investment Management & Design are trademarks of The Manufacturers Life Insurance Company and are used by it, and its affiliates under license.