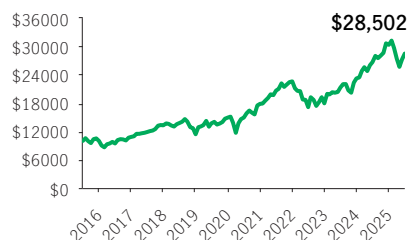


Manulife U.S. Equity Private Segregated Pool

MPIP SEGREGATED POOLS

MPIP 75/75 Low-load · Performance as at June 30, 2025 · Holdings as at April 30, 2025

GROWTH OF \$10,000 *




OVERVIEW

Inception Date: October 6, 2014

Asset Class: U.S. Equity

Net Assets: \$424.5 million

Risk: Medium to High



Fund Status: SWO *

Management Fee: 1.67%

Management Expense Ratio¹: 2.53%

UNDERLYING FUND INFORMATION

Name: Manulife U.S. Equity Private Pool

Underlying Fund Manager:

Manulife Investment Management Limited

Portfolio Sub-Advisor: Manulife Investment

Management (US) LLC

Portfolio Managers: Jonathan White,

Nicholas Renart, Mike Mattioli

FUND CODES

Sales option	Fund code	Fund Status
LL	MPS4972	SWO

INVESTMENT OBJECTIVE

The Pool seeks to provide long-term capital appreciation by investing primarily in equity securities of U.S. companies of all sizes.

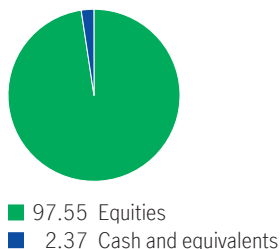
CALENDAR RETURNS ** %

2016	2017	2018	2019	2020	2021	2022	2023	2024
8.70	22.60	-14.22	31.02	19.45	26.68	-20.58	29.35	30.65

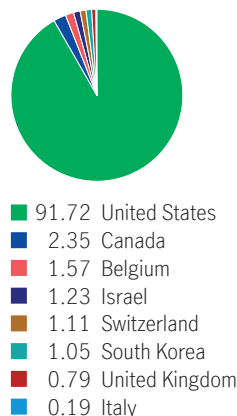
COMPOUND RETURNS ** %

1 mth	3 mths	6 mths	YTD	1 yr	3 yrs	5 yrs	10 yrs	Incept.
4.48	4.01	-6.09	-6.09	6.84	18.45	13.77	11.04	12.02

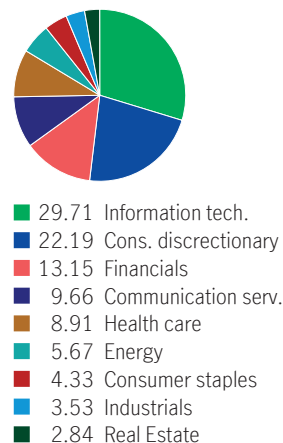
ASSET ALLOCATION %



GEOGRAPHIC ALLOCATION %



SECTOR ALLOCATION %



TOP 10 HOLDINGS %

Amazon.com Inc.	7.68
NVIDIA Corp.	5.64
Alphabet Inc. Cl A	4.92
Apple Inc.	4.32
Cheniere Energy Inc. Com New	4.19
Workday Inc. Cl A	4.18
KKR & Co. Inc.	3.81
Lennar Corp. Cl A	3.60
BancWest Corp.	3.12
Group 1 Automotive Inc.	2.83

Source for all data: Transmission Media, as at June 30, 2025. ±For illustration purposes only. * Open to switches-in only. ¹ Estimated MER for the current year. ** Additional fees apply to the IncomePlus and EstatePlus guarantee options and are paid annually out of the Contract. These fees are not reflected in the performance.

Any amount that is allocated to a segregated fund is invested at the risk of the contractholder and may increase or decrease in value. Returns shown are after the MER has been deducted. Performance histories are not indicative of future performance. The Growth of \$10,000 chart shown is used only to illustrate the effects of the compound growth rate and is not intended to reflect future values of the segregated fund. For information on guarantees, fees and expenses that may apply to segregated funds, please read the Information Folder, Contract and Fund Facts of the segregated funds. The Manufacturers Life Insurance Company (Manulife) is the issuer of Manulife segregated fund contracts and the guarantor of any guarantee provisions therein. Manulife Investment Management is a trade name of Manulife. Manulife, Stylized M Design, and Manulife Investment Management & Design are trademarks of The Manufacturers Life Insurance Company and are used by it, and its affiliates under license.